

TECHNICAL SPECIFICATION

All-Dielectric Self-Supporting Fiber Cable

B	Jun 09,2024	Samson	Erica	Xue Zhaojian	/
---	-------------	--------	-------	--------------	---

Version	Date	Prepared	Reviewed	Approved	Remark
---------	------	----------	----------	----------	--------

1. GENERAL

1.1 SCOPE

This listed specification covers the design requirements and performance standard for the supply of optical fiber cable in the industry. It also includes ZTT premium designed cable with optical, mechanical and geometrical characteristics.

Cable type	Application
OFC-48G.652D-ADSS-200m span-PE	Self-supporting aerial installation cable
OFC-48G.652D-ADSS-600m span-PE	Self-supporting aerial installation cable

1.2 CABLE DESCRIPTION

ZTT cable possesses high tensile strength and flexibility in compact cable sizes. At the same time, it provides excellent optical transmission and physical performance.

1.3 QUALITY

Excellent quality control is achieved through intense in-house quality check and stringent audit acceptance by ISO 9001.

1.4 RELIABILITY

Initial and periodic product qualification tests for performance and durability are performed rigorously to ensure product reliability.

1.5 REFERENCE

The cable which ZTT offered are designed, manufactured and tested according to international standards as follows:

IEC 60793-1	Optical fiber Part 1: Generic specifications
IEC 60793-2	Optical fiber Part 2: Product specifications
IEEE P1222	Standard for testing and performance for All-Dielectric Self-Supporting (ADSS) fiber optic cable for use on electric utility power lines
ITU-T G.650	Definition and test methods for the relevant parameters of single-mode fibers
ITU-T G.652	Characteristics of a single-mode optical fiber and cable
EIA/TIA 598	Color code of fiber optic cables

2. OPTICAL FIBER


The optical fiber is made of high pure silica and germanium doped silica. UV curable acrylate material is applied over fiber cladding as optical fiber primary protective coating. The detail data of optical fiber performance are shown in the following table.

G.652D Fiber

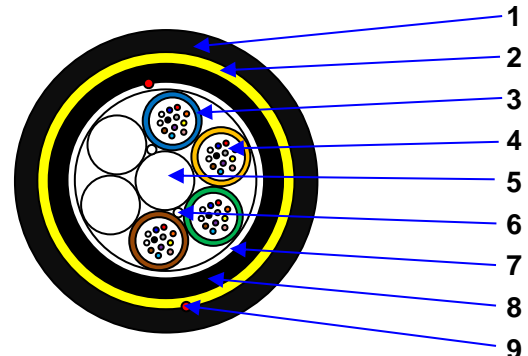
Category	Description	Specifications	
		Before cabling	After cabling
Optical Specifications	Attenuation @1310 nm	≤0.34 dB/km	≤0.35 dB/km
	Attenuation @1550 nm	≤0.20 dB/km	≤0.25 dB/km
	Point Discontinuities @1310nm&1550nm	≤0.1 dB	
	Zero Dispersion Wavelength	1300~1324 nm	
	Zero Dispersion Slope	≤0.092 ps/nm ² ·km	
	Dispersion @1285~1330nm	≤3.5 ps/nm·km	
	@1550 nm	≤18 ps/nm·km	
	PMD _Q (Link Design value)	≤0.1 ps/√km	
	Cable Cutoff Wavelength (λ _{cc})	≤1260 nm	
	Macro bending Loss (100 turns; Φ50 mm) @1550 nm	≤ 0.05 dB	
	(100 turns; Φ50 mm) @1625 nm	≤ 0.10 dB	
Mode Field Diameter @1310 nm	9.2±0.4μm		
Dimensional Specifications	Cladding Diameter	125 ±1μm	
	Core/clad concentricity error	≤0.5μm	
	Cladding Non-Circularity	≤0.7%	
	Coating Diameter (Uncolored)	242 ±5μm	
	Coating/cladding concentricity error	≤12μm	
Mechanical Specifications	Proof stress	≥0.69Gpa	

3. CABLE STRUCTURE

3.1 Cable Type: OFC-48G.652D-ADSS-200m span-PE



Picture is only for reference



Technical Characteristics

- The unique extruding technology provides the fibers in the tube with good flexibility and bending endurance
- The unique fiber excess length control method provides the cable with excellent mechanical and environmental properties
- Multiple water blocking material filling provides dual water blocking function
- Provide good tension performance

Construction:

1. Outer sheath (HDPE)
2. Strength member (Aramid yarns)
3. Loose tube
4. Fiber and jelly
5. Central strength member (FRP)
6. Water blocking yarns
7. Water blocking tape
8. Inner sheath (HDPE)
9. Rip cords (2)

Dimension and Properties


Physical	Fiber count	48 G.652D
	No of loose tube / filler	4/2
	Fiber No. per tube	12
	Cable OD	12.5mm± 5%
	Cable weight	122kg/km±15%
	Operation temperature range	-40 deg C to + 70 deg C
	Installation temperature range	0 deg C to + 50 deg C
	Transport and storage temperature range	-40 deg C to + 70 deg C
Mechanical	Max. Allowed Stress	5200N
	Crush resistance	3000 N/10cm
	Minimal installation bending radius	20 x OD
	Minimal operation bending radius	10 x OD

Color code scheme:

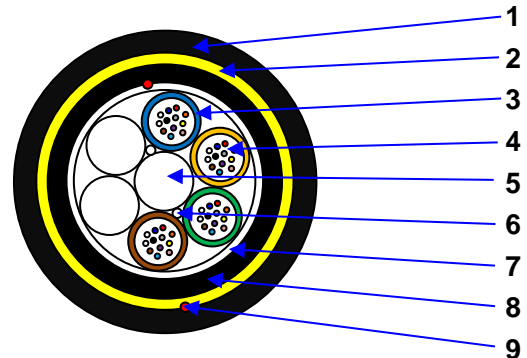
Fiber color	blue	orange	green	brown	gray	white	red	black	yellow	violet	pink	aqua
Tube color	blue	orange	green	brown	/	/	/	/	/	/	/	/

Climate condition: Max wind speed: 60km/h; Max ice thickness:10mm Installation SAG 1.3%

3.2 Cable Type: OFC-48G.652D-ADSS-600m span-PE



Picture is only for reference



Technical Characteristics

- The unique extruding technology provides the fibers in the tube with good flexibility and bending endurance
- The unique fiber excess length control method provides the cable with excellent mechanical and environmental properties
- Multiple water blocking material filling provides dual water blocking function
- Provide good tension performance

Construction:

1. Outer sheath (HDPE)
2. Strength member (Aramid yarns)
3. Loose tube
4. Fiber and jelly
5. Central strength member (FRP)
6. Water blocking yarns
7. Water blocking tape
8. Inner sheath (HDPE)
9. Rip cords (2)

Dimension and Properties

Physical	Fiber count	48 G.652D
	No of loose tube / filler	4/2
	Fiber No. per tube	12
	Cable OD	12.9mm± 5%
	Cable weight	130kg/km±15%
	Operation temperature range	-40 deg C to + 70 deg C
	Installation temperature range	0 deg C to + 50 deg C
	Transport and storage temperature range	-40 deg C to + 70 deg C
Mechanical	Max. Allowed Stress	11500N
	Crush resistance	3000 N/10cm
	Minimal installation bending radius	20 x OD
	Minimal operation bending radius	10 x OD

Color code scheme:

Fiber color	blue	orange	green	brown	gray	white	red	black	yellow	violet	pink	aqua
Tube color	blue	orange	green	brown	/	/	/	/	/	/	/	/

Climate condition: Max wind speed: 60km/h; Max ice thickness:10mm Installation SAG 3%

4. TEST REQUIREMENTS

Approved by various professional optical and communication product institution, ZTT also conduct various in-house testing in its own Laboratory and Test Center. She also conduct test with special arrangement with the Chinese Government Ministry of Quality Supervision & Inspection Center of Optical Communication Products (QSICO). ZTT possess the technology to keep its fiber attenuation loss within Industry Standards.

The cable is in accordance with applicable standard of cable and requirement of customer. The following test items are carried out according to corresponding reference.

Routine tests of optical fiber

Mode field diameter	IEC 60793-1-45
Mode field Core/clad concentricity	IEC 60793-1-20
Cladding diameter	IEC 60793-1-20
Cladding non-circularity	IEC 60793-1-20
Attenuation coefficient	IEC 60793-1-40
Chromatic dispersion	IEC 60793-1-42
Cable cut-off wavelength	IEC 60793-1-44

Test List

4.1 Tension Loading Test

Test Standard	IEC 60794-1-2 E1
Sample length	No less than 50 meters
Load	Max. Allowed Stress
Duration time	5 minutes
Test results	Additional attenuation: ≤0.1dB after test
	No damage to cable elements

4.2 Crush/Compression Test

Test Standard	IEC 60794-1-2 E3
Load	Crush load
Duration time	5 minutes
Test results	Additional attenuation: ≤0.1dB after test
	No damage to cable elements

4.3 Impact Resistance Test

Test Standard	IEC 60794-1-2 E4
Impact energy	2.94J
Radius	300mm
Impact points	3
Impact number	1
Test result	Additional attenuation: ≤0.1dB after test
	No damage to cable elements

4.4 Bend Test

Test Standard	IEC 60794-1-2 E11
Mandrel diameter	20 X diameter of cable
Turn number	4
Number of cycles	10
Test result	Additional attenuation: ≤0.1dB after test
	No damage to cable elements

4.5 Torsion/Twist Test

Test Standard	IEC 60794-1-2 E7
Sample length	2m
Angles	±180 degree
Cycles	10
Test result	Additional attenuation: ≤0.10dB after test
	No damage to cable elements

4.6 Temperature cycling Test

Test Standard	IEC 60794-1-2 F1
Temperature step	+20°C → -40°C → +70°C → +20°C
Time per each step	12 hrs
Test result	Attenuation variation for reference value (the attenuation to be measured before test at +20±3°C) ≤ 0.1dB/km @1550nm

4.7 Water penetration Test

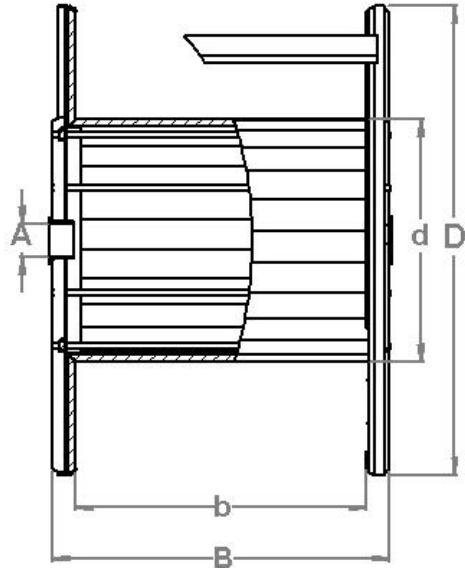
Test Standard	IEC 60794-1-2 F5
Height of water column	1m
Sample length	3m
Test time	24 hrs
Test result	No water leakage under inner sheath

4. PACKING AND DRUM

5.1 ZTT cables are coiled on bakelite, wooden or ironwood drum. During transportation, right tools should be used to avoid damaging the package and to handle with ease. Cables should be protected from moisture; kept away from high temperature and fire sparks; protected from over bending and crushing; protected from mechanical stress and damage.



Wooden Drum



ZTT Cable		D*d*B cm (tolerance ± 5 cm)(weights kg)
Type	Length	D: including seal plate thickness
		4Km/reel
ADSS-PE-48G.652D-200m		Wooden 145*70*75 (608)
ADSS-PE-48G.652D-600m		Wooden 155*70*75 (661)

Note: The drum size & cable weight as above is estimated and final size & weight shall be confirmed before shipment.

5.2 The color of cable marking is white. (The printing shall be carried out at interval of 1 meter on the outer sheath of cable) The inner end of cable is then sealed with heat shrinkable end cap to prevent ingress of water and is made available for testing. The outer end of cable is equipped with heat shrinkable end cap. Outer sheath marking legend can be changed according to user's requests.

5.3 Outdoor cable packing

- Bakelite, wooden or ironwood drum
- Strong wooden batten protection